

Deliverance

A Journey through the RDA Workflow

James Hennelly
Director, RDA Toolkit

The Journey of a New Element

This presentation will demonstrate the RDA publish process by following the creation of a new element

So let's pretend that the proposed new element **“banjo playing kid agent of work”** has been accepted by the RSC as an official RDA element.

Lots of Websites involved

- Staff Registry/CSV files
- Github
- RDA Script Tools site
- Content Management System
 - oXygen Editor
- Staging/Development site
- RDA Toolkit

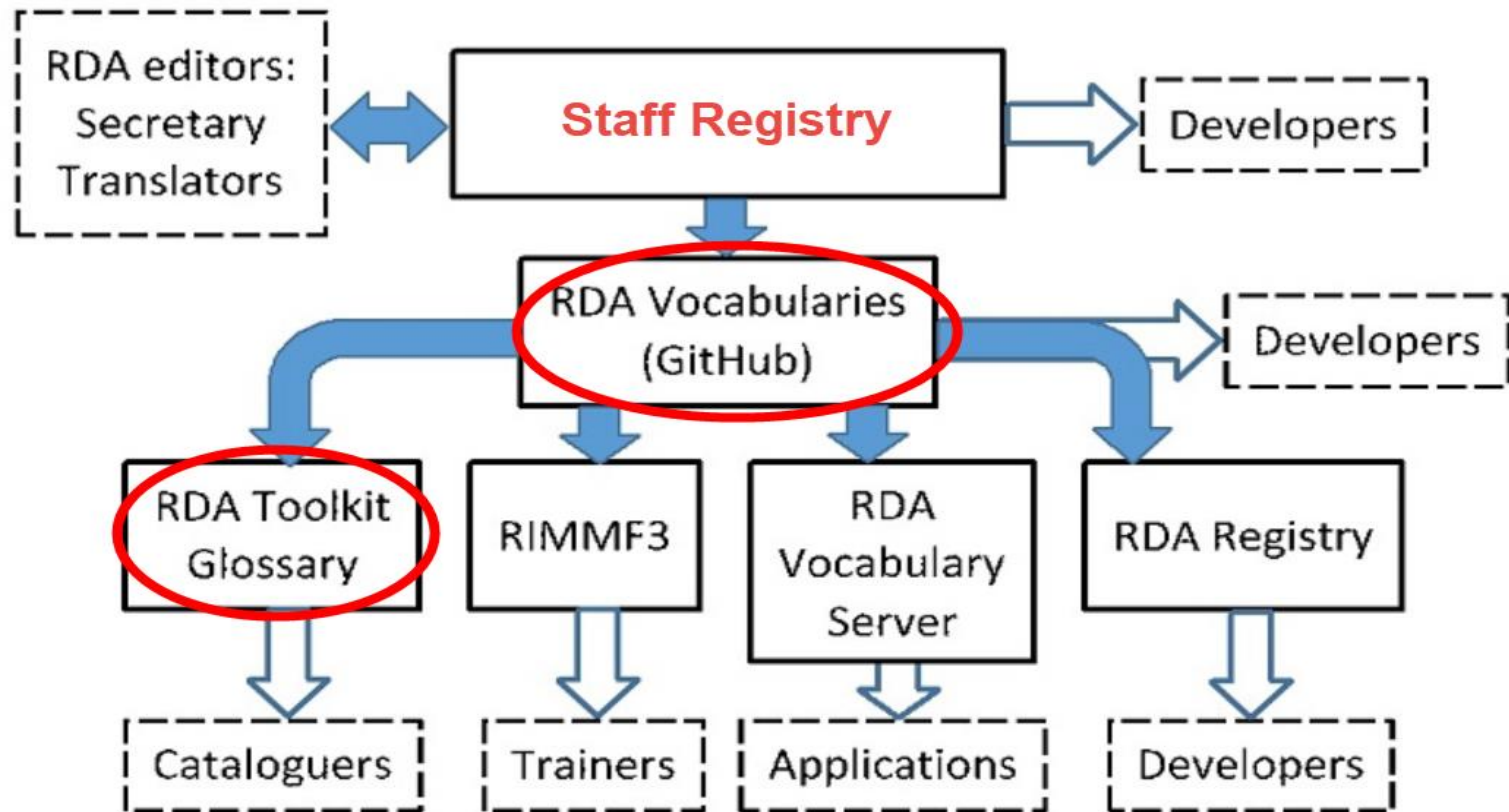
Staff Registry

- Download CSV file
- Enter...
 - Formal element name
 - Definition
 - Scope notes
 - Domain and range
 - Alternate names
 - Inverses
 - Related Elements (broader, narrower, etc.)

Staff Registry

- The updated CSV files are imported back into the registry as XML
- The data can be exported as RDF/XML, N-Triples or JSON-LD
- The data is used in rdaregistry.info, as well as RDA Toolkit

Registry Update



The Operational Script

- Creates file
- Creates sections and headers
- Populates...
 - Definition and Scope
 - Element Reference
 - Related Elements

Another script uploads the processed files into the CMS.

You Are Here: Run Operational Script

Language:

en-US ▼

Select which document set to run:

- Element & Entity Chapter Files
- Relationship Matrix
- Vocabulary Encoding Schemes
- Glossary

Run

Editing in the CMS

ALA American Library Association

ALA Private

Documents

Library

- Documents
 - ca-ES
 - Converted DITA
 - daksys_test
 - de-DE
 - en-US
 - ADDITIONAL RESOURCES
 - BLPS
 - Editorial Tools
 - Help
 - LCPCC_PS
 - RDA
 - Entity Chapters
 - Agent
 - Collective_Agent
 - Corporate_Body
 - Expression
 - Family
 - Item

Select + Create... Upload Selected Items...

Documents > en-US > RDA > Entity Chapters > Work

	abridged_as_work.dita Modified 6 days ago by Administrator 10 KB No Description No Tags ★ Favorite 👍 Like 0 💬 Comment ➦ Share
	abridgement_of_work.dita Modified 6 days ago by Administrator 10 KB No Description No Tags ★ Favorite 👍 Like 0 💬 Comment ➦ Share
	absorbed_by_work.dita Modified 6 days ago by Administrator 6 KB No Description No Tags ★ Favorite 👍 Like 0 💬 Comment ➦ Share
	absorbed_in_part_by_work.dita Modified 6 days ago by Administrator 6 KB No Description No Tags

Editing in the CMS

- Keys
 - identifiers for files that are defined in a ditamap
 - used to create links using keyrefs and conkeyrefs
 - allow for filename changes without breaking links
- Conrefs/Conkeyrefs
 - allow editors to re-use content from another DITA file in a file they are editing
 - Content is only edited in the originating file, but changes are reflected wherever referenced
- Boilerplate

Editing in the CMS

Division outputclass="fornav" id="div_p1y_wlp_x2b" Paragraph id="rda19-33650" For instructions on recording an agent contributing to a particular expression of a work (e.g., editors, translators), see Expression:

Cross Reference keyref="rdaeP20053" [creator agent of expression](#) Cross Reference . Paragraph Division


Data name="citation_number" value="40.33.55.22" **Data** citation_number 40.33.55.22 Data Section

Section outputclass="recording" id="d68b0697-336a-4ac8-8847-b518780ff4e1" Title **Recording** Title

Division id="0994aec8-14b6-43d2-9b43-f9192c0c6001"

Paragraph outputclass="title" id="589a9ff4-1d72-4d9c-8a99-a10b7de64e6b" **Bold** **Recording an unstructured description** **Data** citation_number

96.90.19.90 Data Paragraph



Division id="div_mf4_g3w_gdb" conkeyref="b_011/div_cj2_wgy_fdb" 

Paragraph Record an unstructured description for a related agent as a value of Agent:

Cross Reference keyref="rdaaP50385" [name of agent](#) Cross Reference . Paragraph

DITA Maps



- New elements must be added to DITA maps
- Organize files for hierarchy/browse
- Used to create keydef maps

Topic Reference href="Agent/architect_agent_of.dita" keys="rdaaP50196"   **Agent/architect_agent_of.dita**



◀ Topic Reference

Topic Reference href="Agent/arranger_agent_of_music_of.dita" keys="rdaaP50137"  

Agent/arranger_agent_of_music_of.dita ◀ Topic Reference

Topic Reference href="Agent/art_director_agent_of.dita" keys="rdaaP50146"  

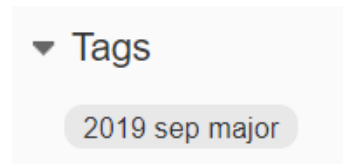
Agent/art_director_agent_of.dita ◀ Topic Reference

Topic Reference href="Agent/artist_agent_of.dita" keys="rdaaP50192"   **Agent/artist_agent_of.dita**

◀ Topic Reference

Final Editorial Steps

- Add release tag to file



- Add comments characterizing edits



Gordon Dunsire 13 days ago
Amend for SES project,

- Add publish date

The Publish Script

- Prepares file for front end
- Creates friendly links
- Processes conrefs and conkeyrefs
- Assigns citation number
- Allows for PDF generation

You Are Here: Run Toolkit Release Processing

Language/Collection:

en-US ▼


Select the document set you want to process:

en-US-2020-01-22T22-01-08-ves ▼

Run

The Last Steps

- Generate PDFs
- Upload new files to FTP site
- Run Loader to process files from FTP to staging site
- Review on staging site
- **Publish to live RDA Toolkit**



But you forgot to translate this new content?

Oh yeah. Well, that's another
story.



Thank you

jhennelly@ala.org

rdatoolkit@ala.org

R | D | A
Resource Description & Access